


Section 2: Project Record



Intermediate Rabbit



Name

Club

Cornell Cooperative Extension | **Dutchess County**

CCEDC is an employer and educator recognized for valuing AA/EEO, Protected Veterans, and Individuals with Disabilities and provides equal program and employment opportunities. The programs provided by this agency are partially funded by monies received from the County of Dutchess. Please contact the CCEDC office if you have any special needs.



4-H Motto

To make the Best, Better

4-H Colors

Green and White

4-H Slogan

Learning by Doing

4-H PLEDGE

I pledge...

My head to clearer thinking,

My heart to greater loyalty,

My hands to larger service,

My health to better living,

For my club, my community, my country and my world.

4-H CREED

I believe in 4-H work for the opportunity it will give me to become a useful citizen.

I believe in training of my HEAD for the power it will give me to think, to plan, and to reason.

I believe in the training of my HEART for the nobleness it will give me to become kind, sympathetic and true.

I believe in the training of my HANDS for the dignity it will give me to be helpful, useful and skillful.

I believe in the training of my HEALTH for the strength it will give me to enjoy life, to resist disease, and to work efficiently.

I believe in my World, my Country, my State and my Community and in my responsibility for their development.

In all these things I believe, and I am willing to dedicate my efforts to their fulfillment.

My 4-H Rabbit Project Record Book

(Insert photo of you participating in your 4-H project here)

All Dutchess County 4-H Rabbit Project Members:

Print Name:		Age:	DOB: / /	Grade:
Street Address:		City:	State:	Zip Code:
Phone Number: () -	Email:		Years in project:	4-H County:
Name of Club:		Club Leaders Name:		4-H Year:

4-H Rabbit Project

Project Objectives

The purpose of the project is to help 4-H Club Members to:

1. Identify breeds
2. Identify parts of a rabbit
3. Handle a rabbit
4. Gain disease knowledge
5. Gain general rabbit care knowledge
6. Gain breeding knowledge
7. Gain show knowledge

Please list your goals for the 4-H year.

What are some skills that you have now?

What new things do you want to learn this year? (These are your goals for this year)

How will you plan to learn them?

Complete after the fair:

What skills did you learn or improve? Did you accomplish your goals?

CLUB ATTENDANCE

SCHEDULED MEETINGS HELD _____	# OF MEETINGS I ATTENDED _____
-------------------------------	--------------------------------

LIFE SKILLS ACCOMPLISHMENTS

My life skills improved during this 4-H year as follows:

Fill in at least one sentence for each category.

HEAD:

(ex: keeping records, planning/organizing, resiliency, critical thinking, problem solving, goal setting, service learning, decision making)

HEART:

(ex: sharing, relationships, concern for others, communication, cooperation, conflict resolutions, social skills, accepting differences)

HANDS:

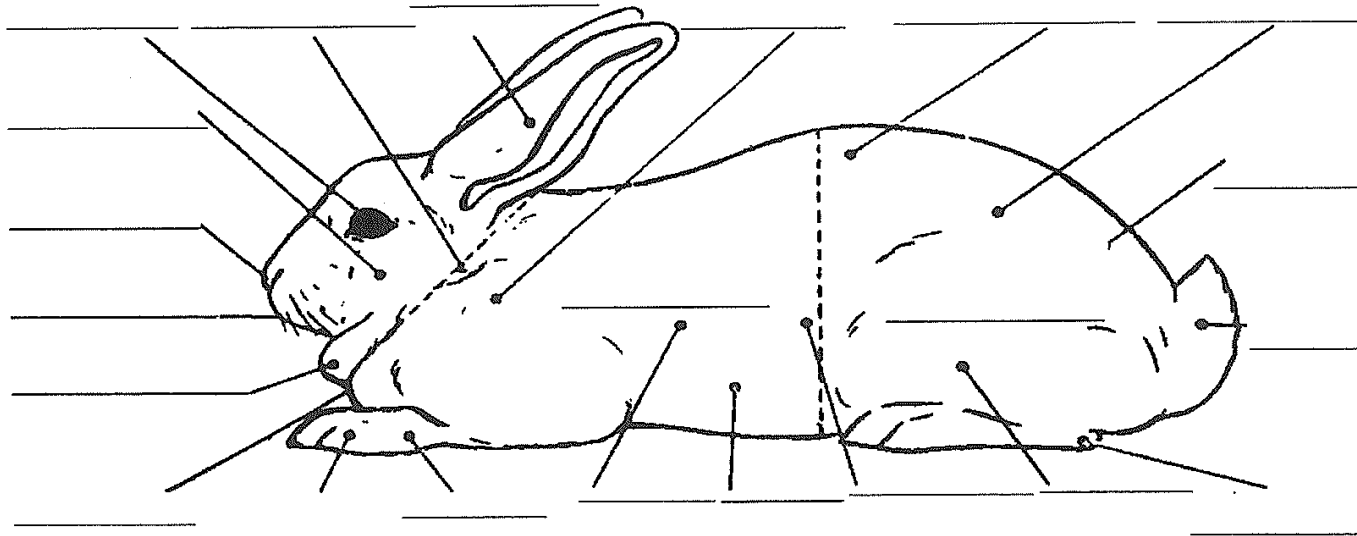
(ex: community service, leadership, responsibility, teamwork, self-motivation, contributions to group efforts, physical skills)

HEALTH:

(ex: self-esteem, character, managing feelings, self-discipline, stress management, personal safety, healthy life choices)

Parts of a Rabbit

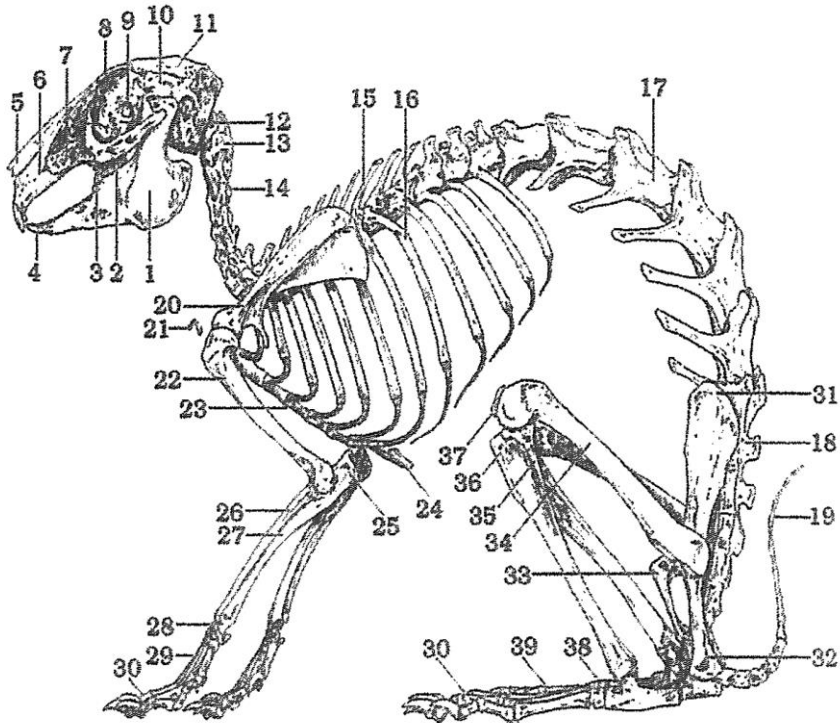
Place the number of the body part in the correct space.



- | | | | | | |
|--------|----------|----------|----------|------------------------|-----------------|
| 1. Eye | 5. Mouth | 9. Neck | 13. Foot | 17. Rib | 21. Forequarter |
| 2. Hip | 6. Flank | 10. Loin | 14. Hock | 18. Cheek | 22. Hindquarter |
| 3. Ear | 7. Chest | 11. Rump | 15. Nose | 19. Shoulder | |
| 4. Leg | 8. Belly | 12. Tail | 16. Toes | 20. Dewlap (only does) | |

Skeletal System

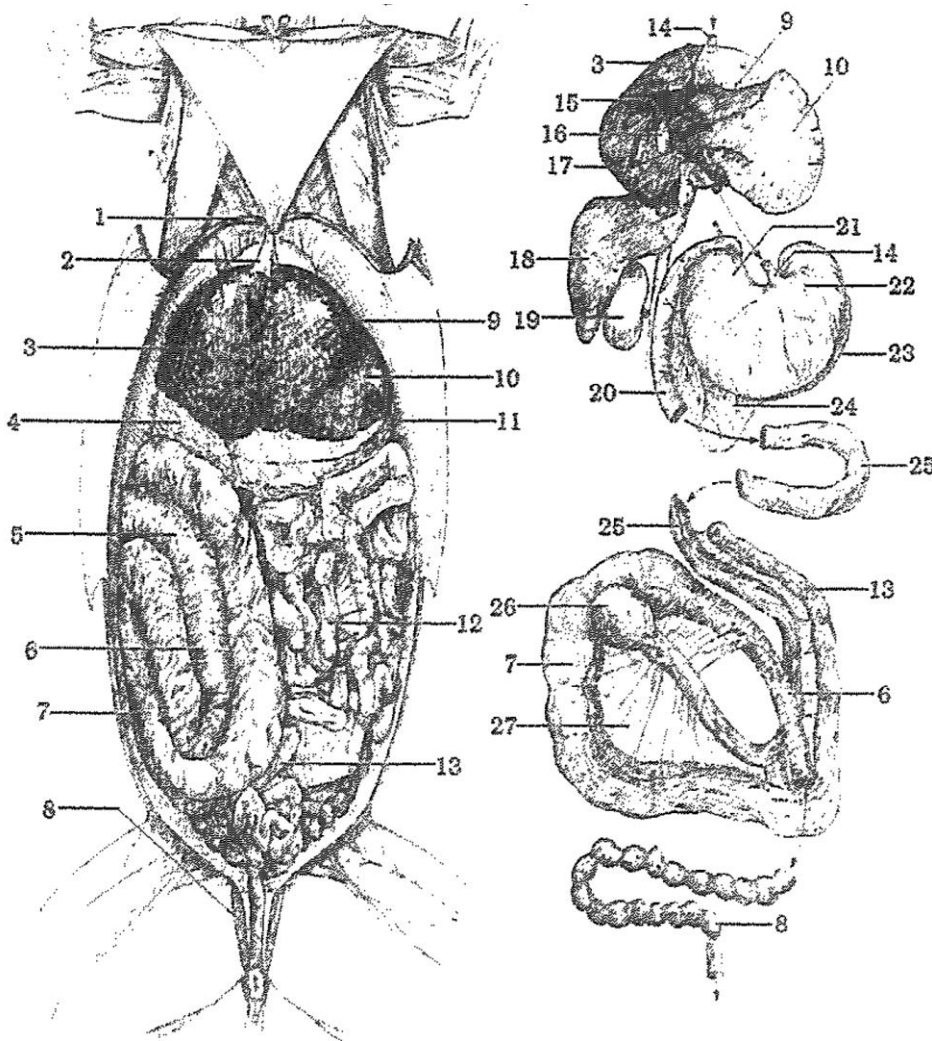
Place the number of the body part in the correct space.



- | | | |
|---------------------|-----------------------|-----------------------|
| ... Atlas | ... Axis | ... Carpals |
| ... Caudal Vertebra | ... Cervical Vertebra | ... Clavicle |
| ... Femur | ... Fibula | ... Frontal |
| ... Humerus | ... Ilium | ... Incisor |
| ... Ischium | ... Lumbar Vertebra | ... Mandible |
| ... Maxilla | ... Metacarpals | ... Metatarsals |
| ... Molar | ... Nasal | ... Olecranon Process |
| ... Optic Foramen | ... Parietal | ... Patella |
| ... Phalanges | ... Premaxilla | ... Premolar |
| ... Pubis | ... Radius | ... Ribs |
| ... Sacral Vertebra | ... Scapula | ... Squamosal |
| ... Sternum | ... Tarsals | ... Thoracic Vertebra |
| ... Tibia | ... Ulna | ... Xiphoid Process |

Digestive System

Place the number of the body part in the correct space.



- ... Appendix
- ... Bile Duct
- ... Caecum
- ... Cardiac Stomach
- ... Colon
- ... Cystic Duct
- ... Diaphragm
- ... Duodenum
- ... Esophagus
- ... Falciform Ligament
- ... Gall Bladder
- ... Ileum
- ... Kidney
- ... Liver, Caudate Lobe
- ... Liver, L. Central Lobe
- ... Liver, L. Lateral Lobe
- ... Liver, R. Central Lobe
- ... Mesentery
- ... Omentum
- ... Pancreas
- ... Pyloric Stomach
- ... Rectum
- ... Sacculus Rotundus
- ... Small Intestine
- ... Spleen
- ... Stomach
- ... Taenia

Breed Identification

Describe the breeds of rabbit below.

Flemish Giant:

Holland Lop:

Netherland Dwarf:

Dutch:

Satin:

Mini Rex:

English Angora:

Types of Fur

Describe the four types of fur below.

Normal:

Satin:

Rex:

Wool:

Beginning of Project Inventory

This is the total value of your animals and equipment at the beginning of the project year.

Animal Inventory		
Class	Breed	Number
Junior Bucks		
Junior Does		
6/8 Bucks		
6/8 Does		
Senior Bucks		
Senior Does		
Total Number of Animals:		

Equipment Inventory		
Item	Description	Number
Buildings		
Cages		
Feeders		
Waterers		
Nest Boxes		
Carrying Cages		
Show Supplies		
Other Show Equipment		
Feed		
Grower Feed		
Other Feed		
Medications		
Other		

Management

The brand of food I feed my rabbit is _____.

I buy _____ pounds of food about every _____ weeks.

The cage that she/he lives in is _____ long,
_____ wide, and _____ high.

I use _____ for bedding in my rabbit's cage.

Draw a picture of your rabbit's cage below. You can include the objects that are in it too.

Feed Records

MONTH	GRAIN		HAY		OTHER	TOTAL VALUE
	# of lbs.	Value	# of Bales	Value	Value	
September						
October						
November						
December						
January						
February						
March						
April						
May						
June						
July						
August						
TOTAL						

Prices used to figure out the above chart.

Grain at \$ _____ per pound

Hay at \$ _____ per pound

Other: _____ at \$ _____ per pound

Animals I bought This Year

The animals that I bought this year are....

In the space below, fill in information about rabbits you bought this year.

You may need to make extra copies if you bought more rabbits than spaces provided.

My new rabbit's tattoo number is...	The breed and variety of my new rabbit is...	My new rabbit's birthday is....	I bought my new rabbit from...	I bought my new rabbit on... (date)	My new rabbit cost... (price paid)

This year I spent \$ _____ . _____ on new rabbits.

Selling Rabbits

You may have sold rabbits this year or products from your project (like rabbit manure to gardeners). In the space below, record any sales, rabbits, or products from your project that you may have made this year. If you did not make any, write "N/A" on this page.

I sold the rabbit or product on... (Date)	The animal or product that I sold was...	I sold the rabbit or product to....	The amount I charged for the rabbit or product was...

The income I made from my project was \$ _____ . _____

Financial Summary

Total Expenses

Please list all of your expenses in the chart below.

Expenses	
Total Cost of Animal Additions	
Total Feed Expense	
Total Health Expense	
Total Management Expense	
Total Show Expense	
Total	

Total Income

Please list all of your sources of income in the chart below.

Expenses	
Total Value of Animal at Project End	
Total Income from Animals Sold	
Total Income from Other Sources	
Total	

Profit or loss

Please determine if you made a profit off of your project or if you lost money on your project.

Total Income	
Total Expenses	
Total	

Getting Ready for the Fair

The rabbit(s) that I plan to take to the fair is/are:

To get ready for the fair, I need to...

In the space below, record what you need to complete to get ready for the fair (trimming toe nails, tattooing ears, practicing showmanship, getting rabies vaccinations, turning in entry forms, etc.). This will help you prepare for the fair.

I need to....	Date Completed

Fair Summary

On this page, write about what happened at the Dutchess County Fair this year. You can include any information you want (classes entered, barn duty, showmanship, costume class, exhibits entered, etc.) and can use pictures, drawings and newspaper clippings if you wish.

Be as creative as you want.

Shows I Went to this Year

This information can be filled in for shows that you entered rabbits in or show you attended to see the show. You may make additional copies for each show.

I went to _____ (name of rabbit show) ON
_____ (date of show).

The show was in _____ (location of show).

It was held in a _____ (type of building that
show was held in).

It took _____ (number of minutes or hours) to travel to the
show.

It was an ARBA Show 4-H Show (circle one).

There were _____ rabbits at the show (the number of rabbits at
the show-if you don't know, make a good guess on how many you think were there).

The rabbits that I entered in the show were:

The placing or awards that my rabbits won were:

The most interesting thing I saw or learned at the show was:

Rabbit Project Year in Review

Knowledge and Skills I Gained

There are many things to learn in 4-H. Check each item below that you learned or improved in 4-H during the past year.

I learned or improved my ability to...

HEAD (*Independence*)

- try something new
- set goals for myself
- plan a project
- keep myself organized
- keep track of finances
- keep records of my work
- gain knowledge of my project
- get more information about something I am interested in
- use resources wisely
- participate in a business meeting
- run a business meeting
- make wise choices and decisions
- solve problems
- learn from my mistakes
- understand that it's ok to change my mind if I need to
- pay attention to instructions

HEART (*Belonging*)

- speak confidently in front of a group
- give a public presentation
- share my feelings or point of view
- make myself understood without bullying or being loud
- listen to other people
- respect someone else's feelings
- resolve differences of opinion
- appreciate my cultural heritage
- accept people who are different from me
- get along with other kids
- make others feel welcome
- stand up for others
- make new friends
- appreciate the importance of friendships in my life

HANDS (*Generosity*)

- work with others
- work within a group
- work within a committee
- work with adults
- get past differences to reach a goal
- help others succeed
- make something with my hands
- explore a career interest
- follow directions
- lead others
- find ways to make a positive contribution to society
- understand the importance of community service
- see that my efforts can make a difference
- take the initiative to start something on my own

HEALTH (*Mastery*)

- understand my strengths and weaknesses
- finish something I started
- be proud of my accomplishments
- accept change
- see that my character can effect a situation
- take responsibility for my own words and actions
- deal with winning and losing gracefully
- be careful and practice safety
- appreciate the importance of good health
- stay healthy
- feel good about myself

Other: _____

Summary and Declaration

Those youth completing all 4-H expectations will be deemed as being in “GOOD STANDING” for the current 4-H year. This is an accomplishment to be proud of and will be rewarded with a Certificate and 4-H Achievement Pin.

Complete the table below to be eligible for this award by checking the box to certify you fulfilled each expectation.

4-H Expectations to complete the 4-H Year in GOOD STANDING	State YES if you completed this
Enrolled in 4-H by May 31 of the current 4-H year	
Always abided by the 4-H Code of Conduct	
Attended at least the minimum number of meetings required by my club(s)	
Met all 4-H and Club deadlines on time	
Completed a County-level Public Presentation	
Submitted MY 4-H Story in the correct format on time	
Submitted my completed Project Record Book on time	

I hereby declare that this 4-H Record Book, which contains:

Section 1: My Personal Development Record; and

Section 2: My Project(s) Record(s)

is a true record of my activities/accomplishments from the current 4-H year.

I confirm that, so far as is reasonably possible given my age and abilities, it is my own work.

Signed by 4-H'er:

Signed by Club Leader: