


Section 2: Project Record



Senior Rabbit



Name

Club

Cornell Cooperative Extension | Dutchess County

CCEDC is an employer and educator recognized for valuing AA/EEO, Protected Veterans, and Individuals with Disabilities and provides equal program and employment opportunities. The programs provided by this agency are partially funded by monies received from the County of Dutchess. Please contact the CCEDC office if you have any special needs.



4-H Motto

To make the Best, Better

4-H Colors

Green and White

4-H Slogan

Learning by Doing

4-H PLEDGE

I pledge...

My head to clearer thinking,

My heart to greater loyalty,

My hands to larger service,

My health to better living,

For my club, my community, my country and my world.

4-H CREED

I believe in 4-H work for the opportunity it will give me to become a useful citizen.

I believe in training of my HEAD for the power it will give me to think, to plan, and to reason.

I believe in the training of my HEART for the nobleness it will give me to become kind, sympathetic and true.

I believe in the training of my HANDS for the dignity it will give me to be helpful, useful and skillful.

I believe in the training of my HEALTH for the strength it will give me to enjoy life, to resist disease, and to work efficiently.

I believe in my World, my Country, my State and my Community and in my responsibility for their development.

In all these things I believe, and I am willing to dedicate my efforts to their fulfillment.

My 4-H Rabbit Project Record Book

(Insert photo of you participating in your 4-H project here)

All Dutchess County 4-H Rabbit Project Members:

Print Name:		Age:	DOB: / /	Grade:
Street Address:		City:	State:	Zip Code:
Phone Number: () -	Email:		Years in project:	4-H County:
Name of Club:		Club Leaders Name:		4-H Year:

4-H Rabbit Project

Project Objectives

The purpose of the project is to help 4-H Club Members to:

1. Identify breeds
2. Identify parts of a rabbit
3. Handle a rabbit
4. Gain disease knowledge
5. Gain general rabbit care knowledge
6. Gain breeding knowledge
7. Gain show knowledge

Please list your goals for the 4-H year.

What are some skills that you have now?

What new things do you want to learn this year? (These are your goals for this year)

How will you plan to learn them?

Complete after the fair:

What skills did you learn or improve? Did you accomplish your goals?

CLUB ATTENDANCE

SCHEDULED MEETINGS HELD _____	# OF MEETINGS I ATTENDED _____
-------------------------------	--------------------------------

LIFE SKILLS ACCOMPLISHMENTS

My life skills improved during this 4-H year as follows:

Fill in at least one sentence for each category.

HEAD:

(ex: keeping records, planning/organizing, resiliency, critical thinking, problem solving, goal setting, service learning, decision making)

HEART:

(ex: sharing, relationships, concern for others, communication, cooperation, conflict resolutions, social skills, accepting differences)

HANDS:

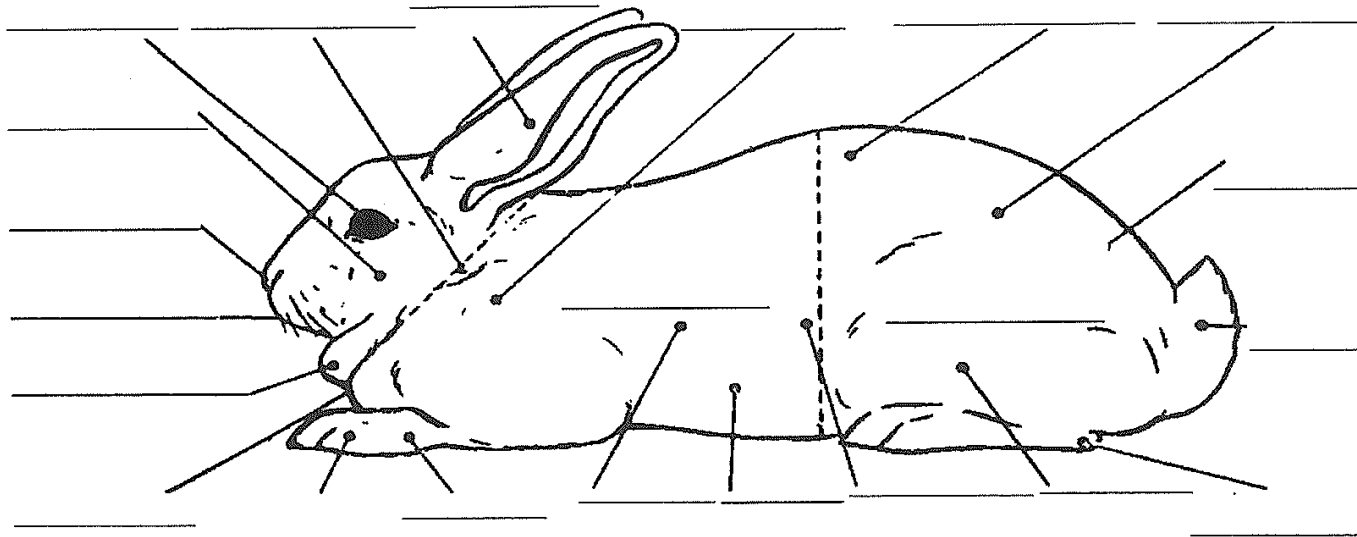
(ex: community service, leadership, responsibility, teamwork, self-motivation, contributions to group efforts, physical skills)

HEALTH:

(ex: self-esteem, character, managing feelings, self-discipline, stress management, personal safety, healthy life choices)

Parts of a Rabbit

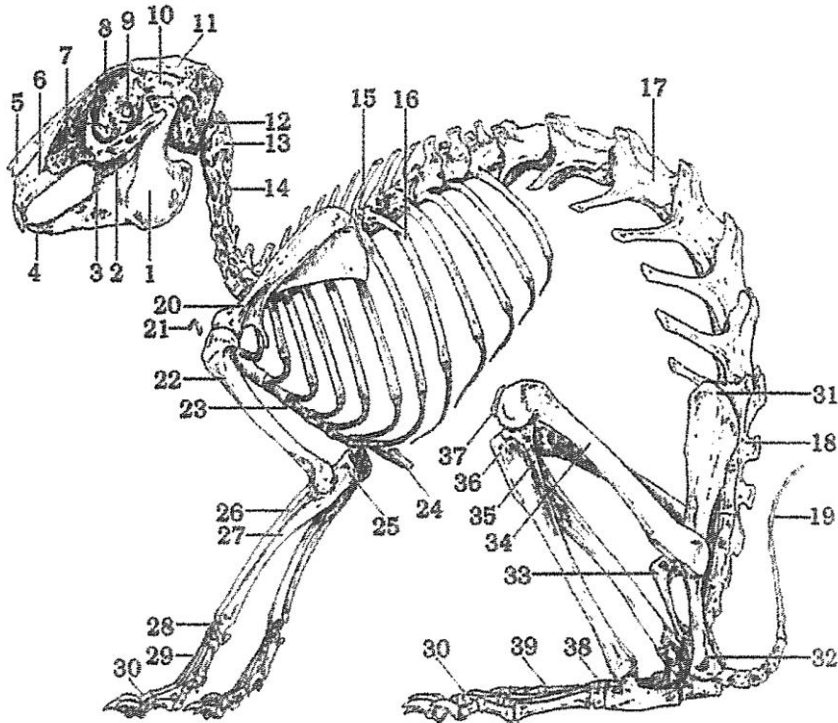
Place the number of the body part in the correct space.



- | | | | | | |
|--------|----------|----------|----------|------------------------|-----------------|
| 1. Eye | 5. Mouth | 9. Neck | 13. Foot | 17. Rib | 21. Forequarter |
| 2. Hip | 6. Flank | 10. Loin | 14. Hock | 18. Cheek | 22. Hindquarter |
| 3. Ear | 7. Chest | 11. Rump | 15. Nose | 19. Shoulder | |
| 4. Leg | 8. Belly | 12. Tail | 16. Toes | 20. Dewlap (only does) | |

Skeletal System

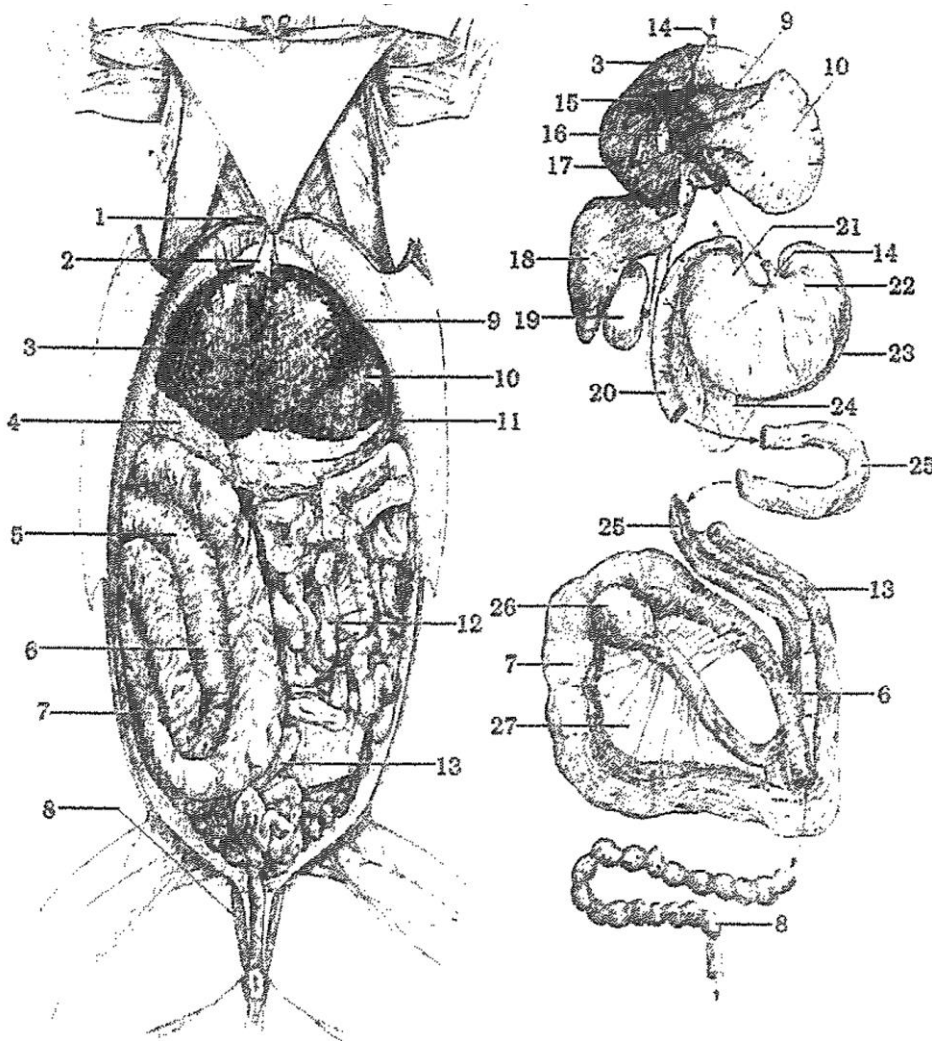
Place the number of the body part in the correct space.



- | | | |
|---------------------|-----------------------|-----------------------|
| ... Atlas | ... Axis | ... Carpals |
| ... Caudal Vertebra | ... Cervical Vertebra | ... Clavicle |
| ... Femur | ... Fibula | ... Frontal |
| ... Humerus | ... Ilium | ... Incisor |
| ... Ischium | ... Lumbar Vertebra | ... Mandible |
| ... Maxilla | ... Metacarpals | ... Metatarsals |
| ... Molar | ... Nasal | ... Olecranon Process |
| ... Optic Foramen | ... Parietal | ... Patella |
| ... Phalanges | ... Premaxilla | ... Premolar |
| ... Pubis | ... Radius | ... Ribs |
| ... Sacral Vertebra | ... Scapula | ... Squamosal |
| ... Sternum | ... Tarsals | ... Thoracic Vertebra |
| ... Tibia | ... Ulna | ... Xiphoid Process |

Digestive System

Place the number of the body part in the correct space.



- ... Appendix
- ... Bile Duct
- ... Caecum
- ... Cardiac Stomach
- ... Colon
- ... Cystic Duct
- ... Diaphragm
- ... Duodenum
- ... Esophagus
- ... Falciform Ligament
- ... Gall Bladder
- ... Ileum
- ... Kidney
- ... Liver, Caudate Lobe
- ... Liver, L. Central Lobe
- ... Liver, L. Lateral Lobe
- ... Liver, R. Central Lobe
- ... Mesentery
- ... Omentum
- ... Pancreas
- ... Pyloric Stomach
- ... Rectum
- ... Sacculus Rotundus
- ... Small Intestine
- ... Spleen
- ... Stomach
- ... Taenia

Beginning of Project Inventory

This is the total value of your animals and equipment at the beginning of the project year.

Animal Inventory		
Class	Breed	Number
Junior Bucks		
Junior Does		
6/8 Bucks		
6/8 Does		
Senior Bucks		
Senior Does		
Total Number of Animals:		

Equipment Inventory		
Item	Description	Number
Buildings		
Cages		
Feeders		
Waterers		
Nest Boxes		
Carrying Cages		
Show Supplies		
Other Show Equipment		
Feed		
Grower Feed		
Other Feed		
Medications		
Other		

Feed Records

MONTH	GRAIN		HAY		OTHER	TOTAL VALUE
	# of lbs.	Value	# of Bales	Value	Value	
September						
October						
November						
December						
January						
February						
March						
April						
May						
June						
July						
August						
TOTAL						

Prices used to figure out the above chart.

Grain at \$ _____ per pound

Hay at \$ _____ per pound

Other: _____ at \$ _____ per pound

Equipment Expenses

In the space below, record any equipment purchases (cages, water bottles, etc.) this year and the cost of them. This can include the cost of repairs to equipment you already own. If you did not purchase any, write "N/A" on this page.

Item	Date Purchased	Number	Value Each	Total value

Total Operating Expenses \$ _____

Income

Use this page to record income from animals or products sold (like manure sold to gardeners). If you did not make any, write "N/A" on this page.

Date Sold	Animal or Product Sold	Number or Pounds	Price per Unit	Total Value

Total Income from Animals or Products Sold: _____

Financial Summary

Total Expenses

Please list all of your expenses in the chart below.

Expenses	
Total Cost of Animal Additions	
Total Feed Expense	
Total Health Expense	
Total Management Expense	
Total Show Expense	
Total	

Total Income

Please list all of your sources of income in the chart below.

Expenses	
Total Value of Animal at Project End	
Total Income from Animals Sold	
Total Income from Other Sources	
Total	

Profit or loss

Please determine if you made a profit off of your project or if you lost money on your project.

Total Income	
Total Expenses	
Total	

Fair Summary

On this page, write about what happened at the Dutchess County Fair this year. You can include extra pages, any information you want (classes entered, barn duty, showmanship, costume class, exhibits entered, etc.) and can use pictures, drawings and newspaper clippings if you wish.

Be as creative as you want.

Rabbit Project Year in Review

Use the space below or additional pages (if needed) to answer the following questions. You can be as creative as you want in answering these questions. You may want to use drawings, pictures, diagrams or newspaper clippings.

1. What breed(s) of rabbits do you raise and why?
2. How do you prepare your rabbits for weather changes?
3. What type of feed do you give your animals and why?
4. Do you give your animals feed supplements? If so, what are they and why?
5. What qualities do you look for when purchasing an animal?
6. What type of feed do you give your animals and why?
7. Describe how you have helped other members to gain new skills and gain knowledge in rabbits.
8. Describe how you have made others aware of rabbits.
9. How have you encouraged others to participate in this hobby?
10. When did you join 4-H and who has helped you along the way?
11. What do you wish to continue to improve?
12. What was your greatest accomplishment this year?
13. What was your greatest challenge this year?

Close of Project Inventory

Complete this sheet at the end of the project year.

Animal Inventory		
Class	Breed	Number
Junior Bucks		
Junior Does		
6/8 Bucks		
6/8 Does		
Senior Bucks		
Senior Does		
Total Number of Animals:		

Equipment Inventory		
Item	Description	Number
Buildings		
Cages		
Feeders		
Waterers		
Nest Boxes		
Carrying Cages		
Show Supplies		
Other Show Equipment		
Feed		
Grower Feed		
Other Feed		
Medications		
Other		

Knowledge and Skills I Gained

There are many things to learn in 4-H. Check each item below that you learned or improved in 4-H during the past year.

I learned or improved my ability to...

HEAD (*Independence*)

- try something new
- set goals for myself
- plan a project
- keep myself organized
- keep track of finances
- keep records of my work
- gain knowledge of my project
- get more information about something I am interested in
- use resources wisely
- participate in a business meeting
- run a business meeting
- make wise choices and decisions
- solve problems
- learn from my mistakes
- understand that it's ok to change my mind if I need to
- pay attention to instructions

HEART (*Belonging*)

- speak confidently in front of a group
- give a public presentation
- share my feelings or point of view
- make myself understood without bullying or being loud
- listen to other people
- respect someone else's feelings
- resolve differences of opinion
- appreciate my cultural heritage
- accept people who are different from me
- get along with other kids
- make others feel welcome
- stand up for others
- make new friends
- appreciate the importance of friendships in my life

HANDS (*Generosity*)

- work with others
- work within a group
- work within a committee
- work with adults
- get past differences to reach a goal
- help others succeed
- make something with my hands
- explore a career interest
- follow directions
- lead others
- find ways to make a positive contribution to society
- understand the importance of community service
- see that my efforts can make a difference
- take the initiative to start something on my own

HEALTH (*Mastery*)

- understand my strengths and weaknesses
- finish something I started
- be proud of my accomplishments
- accept change
- see that my character can effect a situation
- take responsibility for my own words and actions
- deal with winning and losing gracefully
- be careful and practice safety
- appreciate the importance of good health
- stay healthy
- feel good about myself

Other: _____

MY Personal 4-H STORY continued

Summary of Club Meetings attended in the current 4-H Year

This record is of business meetings and educational activities done as a club. It does not include special events such as countywide events, field trips, shows, the fair, etc.

Club meetings attended this year	# Meetings held by Club	# Meetings you attended	% Meetings you attended	# Hours you attended
A minimum of 6 meetings per year is required by all clubs. What percentage attendance is required by your club? <div style="display: inline-block; border: 1px solid black; width: 30px; height: 30px; vertical-align: middle; margin-left: 10px; text-align: center; line-height: 30px;">%</div>				

Summary and Declaration

Those youth completing all 4-H expectations will be deemed as being in “GOOD STANDING” for the current 4-H year. This is an accomplishment to be proud of and will be rewarded with a Certificate and 4-H Achievement Pin.

Complete the table below to be eligible for this award by checking the box to certify you fulfilled each expectation.

4-H Expectations to complete the 4-H Year in GOOD STANDING	State YES if you completed this
Enrolled in 4-H by May 31 of the current 4-H year	
Always abided by the 4-H Code of Conduct	
Attended at least the minimum number of meetings required by my club(s)	
Met all 4-H and Club deadlines on time	
Completed a County-level Public Presentation	
Submitted MY 4-H Story in the correct format on time	
Submitted my completed Project Record Book on time	

I hereby declare that this 4-H Record Book, which contains:

Section 1: My Personal Development Record; and

Section 2: My Project(s) Record(s)

is a true record of my activities/accomplishments from the current 4-H year.

I confirm that, so far as is reasonably possible given my age and abilities, it is my own work.

Signed by 4-H'er:

Signed by Club Leader: