


# Section 2: Project Record



## Senior Rabbit



*Name*

*Club*

**Cornell Cooperative Extension | Dutchess County**

CCEDC is an employer and educator recognized for valuing AA/EEO, Protected Veterans, and Individuals with Disabilities and provides equal program and employment opportunities. The programs provided by this agency are partially funded by monies received from the County of Dutchess. Please contact the CCEDC office if you have any special needs.



### **4-H Motto**

To make the Best, Better

### **4-H Colors**

Green and White

### **4-H Slogan**

Learning by Doing

### **4-H PLEDGE**

I pledge...

My head to clearer thinking,

My heart to greater loyalty,

My hands to larger service,

My health to better living,

For my club, my community, my country and my world.

### **4-H CREED**

I believe in 4-H work for the opportunity it will give me to become a useful citizen.

I believe in training of my HEAD for the power it will give me to think, to plan, and to reason.

I believe in the training of my HEART for the nobleness it will give me to become kind, sympathetic and true.

I believe in the training of my HANDS for the dignity it will give me to be helpful, useful and skillful.

I believe in the training of my HEALTH for the strength it will give me to enjoy life, to resist disease, and to work efficiently.

I believe in my World, my Country, my State and my Community and in my responsibility for their development.

In all these things I believe, and I am willing to dedicate my efforts to their fulfillment.

# My 4-H Rabbit Project Record Book

(Insert photo of you participating in your 4-H project here)

## All Dutchess County 4-H Rabbit Project Members:

<b>Print Name:</b>		<b>Age:</b>	<b>DOB:</b> / /	<b>Grade:</b>
<b>Street Address:</b>		<b>City:</b>	<b>State:</b>	<b>Zip Code:</b>
<b>Phone Number:</b> (    )    -	<b>Email:</b>		<b>Years in project:</b>	<b>4-H County:</b>
<b>Name of Club:</b>		<b>Club Leaders Name:</b>		<b>4-H Year:</b>

# 4-H Rabbit Project

## ***Project Objectives***

The purpose of the project is to help 4-H Club Members to:

1. Identify breeds
2. Identify parts of a rabbit
3. Handle a rabbit
4. Gain disease knowledge
5. Gain general rabbit care knowledge
6. Gain breeding knowledge
7. Gain show knowledge

### ***Please list your goals for the 4-H year.***

What are some skills that you have now?

What new things do you want to learn this year? (These are your goals for this year)

How will you plan to learn them?

### ***Complete after the fair:***

What skills did you learn or improve? Did you accomplish your goals?

# CLUB ATTENDANCE

SCHEDULED MEETINGS HELD _____	# OF MEETINGS I ATTENDED _____
-------------------------------	--------------------------------

## LIFE SKILLS ACCOMPLISHMENTS

My life skills improved during this 4-H year as follows:

*Fill in at least one sentence for each category.*

### HEAD:

(ex: keeping records, planning/organizing, resiliency, critical thinking, problem solving, goal setting, service learning, decision making)


### HEART:

(ex: sharing, relationships, concern for others, communication, cooperation, conflict resolutions, social skills, accepting differences)


### HANDS:

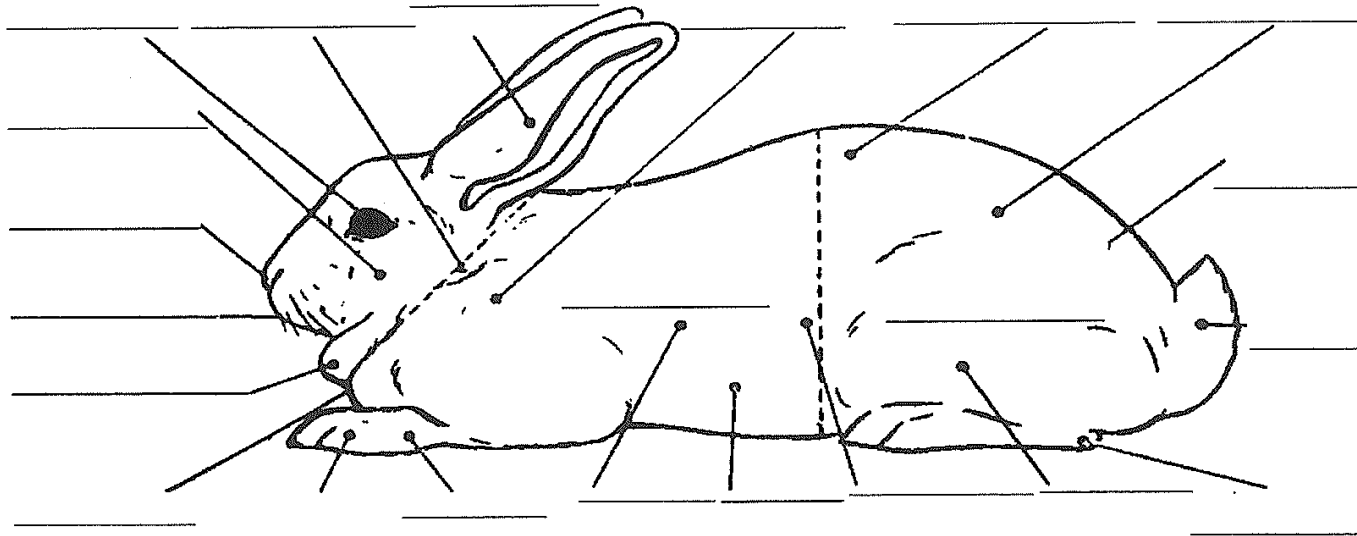
(ex: community service, leadership, responsibility, teamwork, self-motivation, contributions to group efforts, physical skills)


### HEALTH:

(ex: self-esteem, character, managing feelings, self-discipline, stress management, personal safety, healthy life choices)


# Parts of a Rabbit

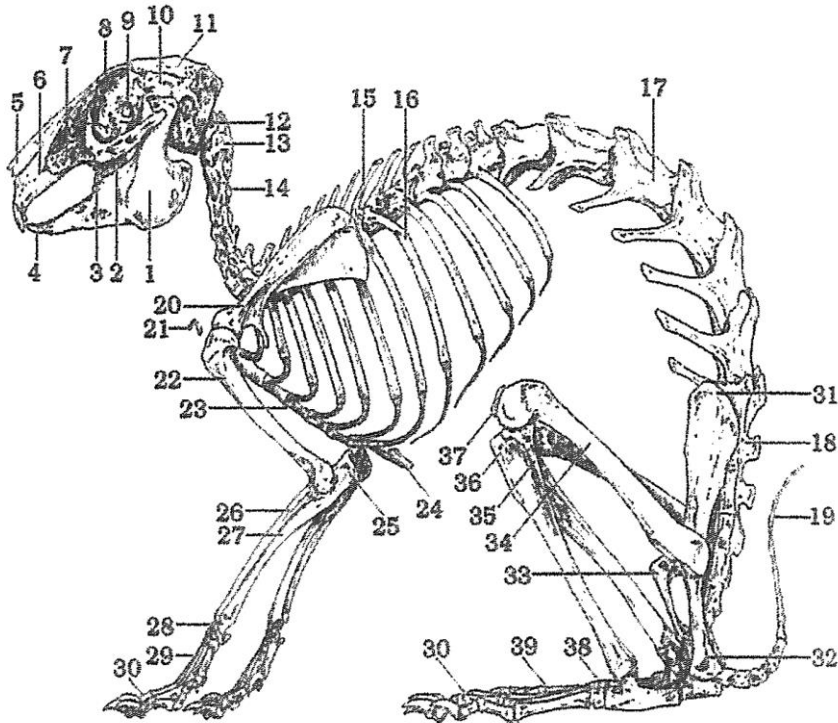
*Place the number of the body part in the correct space.*



- |        |          |          |          |                        |                 |
|--------|----------|----------|----------|------------------------|-----------------|
| 1. Eye | 5. Mouth | 9. Neck  | 13. Foot | 17. Rib                | 21. Forequarter |
| 2. Hip | 6. Flank | 10. Loin | 14. Hock | 18. Cheek              | 22. Hindquarter |
| 3. Ear | 7. Chest | 11. Rump | 15. Nose | 19. Shoulder           |                 |
| 4. Leg | 8. Belly | 12. Tail | 16. Toes | 20. Dewlap (only does) |                 |

# Skeletal System

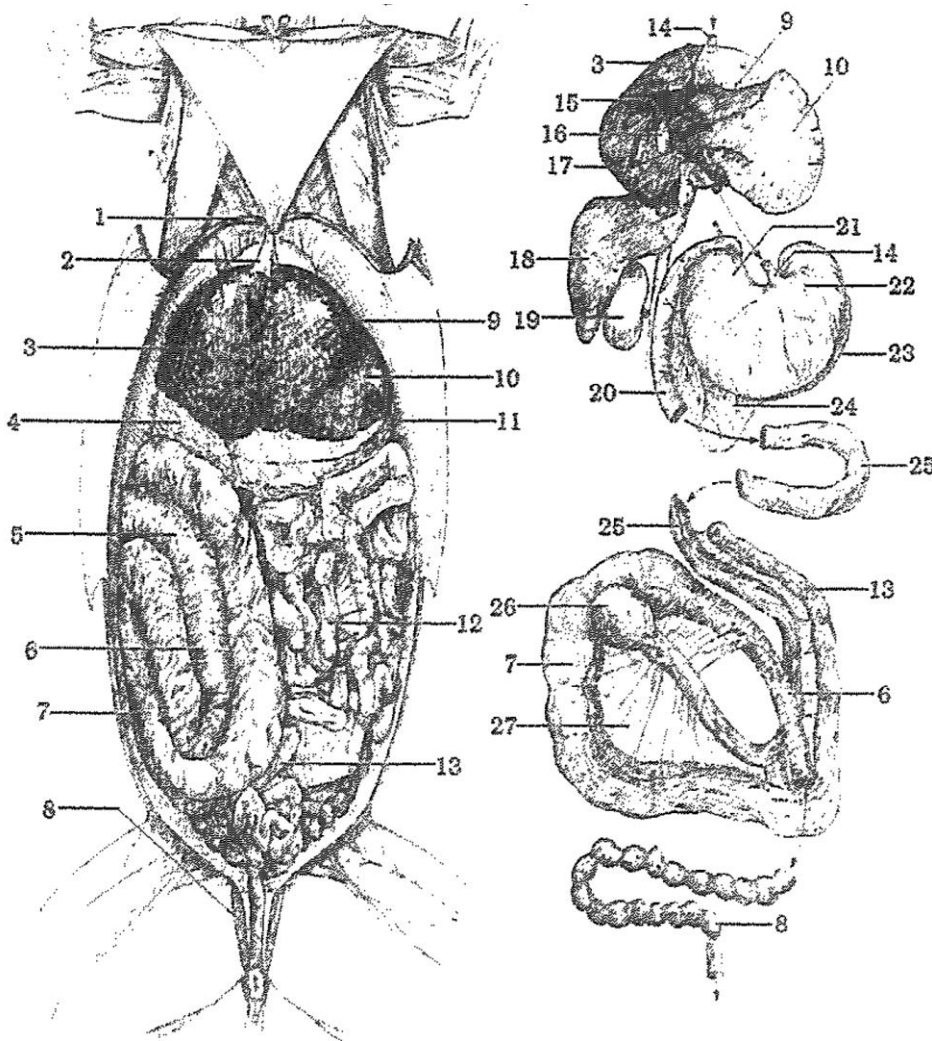
Place the number of the body part in the correct space.



- |                     |                       |                       |
|---------------------|-----------------------|-----------------------|
| ... Atlas           | ... Axis              | ... Carpals           |
| ... Caudal Vertebra | ... Cervical Vertebra | ... Clavicle          |
| ... Femur           | ... Fibula            | ... Frontal           |
| ... Humerus         | ... Ilium             | ... Incisor           |
| ... Ischium         | ... Lumbar Vertebra   | ... Mandible          |
| ... Maxilla         | ... Metacarpals       | ... Metatarsals       |
| ... Molar           | ... Nasal             | ... Olecranon Process |
| ... Optic Foramen   | ... Parietal          | ... Patella           |
| ... Phalanges       | ... Premaxilla        | ... Premolar          |
| ... Pubis           | ... Radius            | ... Ribs              |
| ... Sacral Vertebra | ... Scapula           | ... Squamosal         |
| ... Sternum         | ... Tarsals           | ... Thoracic Vertebra |
| ... Tibia           | ... Ulna              | ... Xiphoid Process   |

# Digestive System

Place the number of the body part in the correct space.



- ... Appendix
- ... Bile Duct
- ... Caecum
- ... Cardiac Stomach
- ... Colon
- ... Cystic Duct
- ... Diaphragm
- ... Duodenum
- ... Esophagus
- ... Falciform Ligament
- ... Gall Bladder
- ... Ileum
- ... Kidney
- ... Liver, Caudate Lobe
- ... Liver, L. Central Lobe
- ... Liver, L. Lateral Lobe
- ... Liver, R. Central Lobe
- ... Mesentery
- ... Omentum
- ... Pancreas
- ... Pyloric Stomach
- ... Rectum
- ... Sacculus Rotundus
- ... Small Intestine
- ... Spleen
- ... Stomach
- ... Taenia



# Beginning of Project Inventory

*This is the total value of your animals and equipment at the beginning of the project year.*

<b>Animal Inventory</b>		
<b>Class</b>	<b>Breed</b>	<b>Number</b>
Junior Bucks		
Junior Does		
6/8 Bucks		
6/8 Does		
Senior Bucks		
Senior Does		
<b>Total Number of Animals:</b>		

<b>Equipment Inventory</b>		
<b>Item</b>	<b>Description</b>	<b>Number</b>
Buildings		
Cages		
Feeders		
Waterers		
Nest Boxes		
Carrying Cages		
Show Supplies		
Other Show Equipment		
Feed		
Grower Feed		
Other Feed		
Medications		
Other		

# Animal Additions

*Use this space to record animals added to your herd during the year.*

*Record the amount paid for purchased animals during the year.*

Animal (Breed, Class, Variety)	Tattoo Number	Date Purchased	Price Paid

Total Value of Animals Added: \_\_\_\_\_

## Feed Records

MONTH	GRAIN		HAY		OTHER	TOTAL VALUE
	# of lbs.	Value	# of Bales	Value	Value	
September						
October						
November						
December						
January						
February						
March						
April						
May						
June						
July						
August						
<b>TOTAL</b>						

Prices used to figure out the above chart.

Grain at \$ \_\_\_\_\_ per pound

Hay at \$ \_\_\_\_\_ per pound

Other: \_\_\_\_\_ at \$ \_\_\_\_\_ per pound

# My Feed Expenses for this Year

*In the space below, record how much is spent on feed each time feed is purchased. Also record expenses for food such as hay or supplements. In the chart, one unit equal one bag of feed or one bale of hay. The total is the amount of all bags of feed or all bales of hay bought on that date.*

<b>I bought feed on...</b>	<b>The type of feed I bought was...</b>	<b>The amount of feed I bought was..</b>	<b>The cost of one unit of feed was...</b>	<b>The total price of feed was...</b>

**This year, I spent \$ \_\_\_\_\_ . \_\_\_\_\_ on feed.**

# Equipment Expenses

*In the space below, record any equipment purchases (cages, water bottles, etc.) this year and the cost of them. This can include the cost of repairs to equipment you already own. If you did not purchase any, write "N/A" on this page.*

<b>Item</b>	<b>Date Purchased</b>	<b>Number</b>	<b>Value Each</b>	<b>Total value</b>

Total Operating Expenses \$ \_\_\_\_\_

# Income

*Use this page to record income from animals or products sold (like manure sold to gardeners). If you did not make any, write "N/A" on this page.*

<b>Date Sold</b>	<b>Animal or Product Sold</b>	<b>Number or Pounds</b>	<b>Price per Unit</b>	<b>Total Value</b>

Total Income from Animals or Products Sold: \_\_\_\_\_

# Financial Summary

## Total Expenses

*Please list all of your expenses in the chart below.*

<b>Expenses</b>	
Total Cost of Animal Additions	
Total Feed Expense	
Total Health Expense	
Total Management Expense	
Total Show Expense	
<b>Total</b>	

## Total Income

*Please list all of your sources of income in the chart below.*

<b>Expenses</b>	
Total Value of Animal at Project End	
Total Income from Animals Sold	
Total Income from Other Sources	
<b>Total</b>	

## Profit or loss

*Please determine if you made a profit off of your project or if you lost money on your project.*

Total Income	
Total Expenses	
<b>Total</b>	







# Shows I went to This Year

*This form can be filled out for each show you go to this year.*

Name of Show: \_\_\_\_\_

Location: \_\_\_\_\_ Date: \_\_\_\_\_

Tattoo Number	Entry Fee	Results or Placings	Premiums
<b>Total Entry Fees:</b>		<b>Total Cash Premiums:</b>	



# **Fair Summary**

*On this page, write about what happened at the Dutchess County Fair this year. You can include extra pages, any information you want (classes entered, barn duty, showmanship, costume class, exhibits entered, etc.) and can use pictures, drawings and newspaper clippings if you wish.*

*Be as creative as you want.*

# Rabbit Project Year in Review

*Use the space below or additional pages (if needed) to answer the following questions. You can be as creative as you want in answering these questions. You may want to use drawings, pictures, diagrams or newspaper clippings.*

1. What breed(s) of rabbits do you raise and why?
2. How do you prepare your rabbits for weather changes?
3. What type of feed do you give your animals and why?
4. Do you give your animals feed supplements? If so, what are they and why?
5. What qualities do you look for when purchasing an animal?
6. What type of feed do you give your animals and why?
7. Describe how you have helped other members to gain new skills and gain knowledge in rabbits.
8. Describe how you have made others aware of rabbits.
9. How have you encouraged others to participate in this hobby?
10. When did you join 4-H and who has helped you along the way?
11. What do you wish to continue to improve?
12. What was your greatest accomplishment this year?
13. What was your greatest challenge this year?



# Close of Project Inventory

*Complete this sheet at the end of the project year.*

<b>Animal Inventory</b>		
<b>Class</b>	<b>Breed</b>	<b>Number</b>
Junior Bucks		
Junior Does		
6/8 Bucks		
6/8 Does		
Senior Bucks		
Senior Does		
<b>Total Number of Animals:</b>		

<b>Equipment Inventory</b>		
<b>Item</b>	<b>Description</b>	<b>Number</b>
Buildings		
Cages		
Feeders		
Waterers		
Nest Boxes		
Carrying Cages		
Show Supplies		
Other Show Equipment		
Feed		
Grower Feed		
Other Feed		
Medications		
Other		

## Knowledge and Skills I Gained

There are many things to learn in 4-H. Check each item below that you learned or improved in 4-H during the past year.

### *I learned or improved my ability to...*

#### **HEAD (*Independence*)**

- try something new
- set goals for myself
- plan a project
- keep myself organized
- keep track of finances
- keep records of my work
- gain knowledge of my project
- get more information about something I am interested in
- use resources wisely
- participate in a business meeting
- run a business meeting
- make wise choices and decisions
- solve problems
- learn from my mistakes
- understand that it's ok to change my mind if I need to
- pay attention to instructions

#### **HEART (*Belonging*)**

- speak confidently in front of a group
- give a public presentation
- share my feelings or point of view
- make myself understood without bullying or being loud
- listen to other people
- respect someone else's feelings
- resolve differences of opinion
- appreciate my cultural heritage
- accept people who are different from me
- get along with other kids
- make others feel welcome
- stand up for others
- make new friends
- appreciate the importance of friendships in my life

#### **HANDS (*Generosity*)**

- work with others
- work within a group
- work within a committee
- work with adults
- get past differences to reach a goal
- help others succeed
- make something with my hands
- explore a career interest
- follow directions
- lead others
- find ways to make a positive contribution to society
- understand the importance of community service
- see that my efforts can make a difference
- take the initiative to start something on my own

#### **HEALTH (*Mastery*)**

- understand my strengths and weaknesses
- finish something I started
- be proud of my accomplishments
- accept change
- see that my character can effect a situation
- take responsibility for my own words and actions
- deal with winning and losing gracefully
- be careful and practice safety
- appreciate the importance of good health
- stay healthy
- feel good about myself

**Other:** \_\_\_\_\_



## MY Personal 4-H STORY continued

### Summary of Club Meetings attended in the current 4-H Year

This record is of business meetings and educational activities done as a club. It does not include special events such as countywide events, field trips, shows, the fair, etc.

Club meetings attended this year	# Meetings held by Club	# Meetings you attended	% Meetings you attended	# Hours you attended
A minimum of 6 meetings per year is required by all clubs. What percentage attendance is required by your club? <input style="width: 40px; height: 20px; border: 1px solid black;" type="text"/> %				

**Summary and Declaration**

Those youth completing all 4-H expectations will be deemed as being in “GOOD STANDING” for the current 4-H year. This is an accomplishment to be proud of and will be rewarded with a Certificate and 4-H Achievement Pin.

Complete the table below to be eligible for this award by checking the box to certify you fulfilled each expectation.

4-H Expectations to complete the 4-H Year in GOOD STANDING	State YES if you completed this
Enrolled in 4-H by May 31 of the current 4-H year	
Always abided by the 4-H Code of Conduct	
Attended at least the minimum number of meetings required by my club(s)	
Met all 4-H and Club deadlines on time	
Completed a County-level Public Presentation	
Submitted MY 4-H Story in the correct format on time	
Submitted my completed Project Record Book on time	

I hereby declare that this 4-H Record Book, which contains:

Section 1: My Personal Development Record; and

Section 2: My Project(s) Record(s)

is a true record of my activities/accomplishments from the current 4-H year.

I confirm that, so far as is reasonably possible given my age and abilities, it is my own work.

**Signed by 4-H'er:**

**Signed by Club Leader:**